

# Glass-Filled Nylon and Metal Breathers

IP65 Rated, Metal, Screw-on and Lockables Reservoir Equipment



## Compact and lightweight reservoir solutions

### IP65 Co-polymer breathers and metal breathers

The IP65 rated range of moulded, non-corrodible, glass-filled nylon air breathers combine strength with a lightweight design. Single hole, 6-hole, 3-hole and screw-on options are available; plus metal air breather, filler breather and lockable options are a proven range of quality reservoir solutions.



## Contact Information:

Parker Hannifin  
**Hydraulic Filter Division Europe**

**European Product  
Information Centre**  
**Freephone: 00800 27 27 5374**  
**(from AT, BE, CH, CZ, DE, EE, ES,  
FI, FR, IE, IT, PT, SE, SK, UK)**  
**filtrationinfo@parker.com**

[www.parker.com/hfde](http://www.parker.com/hfde)

## Product Features:

- Moulded in non-corrodible, glass-filled nylon – strong and light.
- Single hole, 6 hole and 3 hole installation.
- Screw-on breather range – G $\frac{1}{2}$  and G $\frac{3}{4}$  options.
- Compact range – G $\frac{1}{4}$ , G $\frac{3}{8}$ , R $\frac{1}{2}$  and R $\frac{3}{4}$  options.
- Metal filler breathers – pressurized threaded type.
- Metal filler breathers – unpressurized threaded type.
- Filter flange type.
- Lockable range for reservoir security and oil protection.

# IP65 Rated Filler Breathers

## Reservoir Equipment

### Specification for Single and 6 Hole Installation



#### Option 1

##### Construction:

Moulded in non-corrodible glass-filled nylon combining strength with a lightweight design.

##### Options:

- (1) single (63mm dia) hole Filler breather installation that eliminates drilled and tapped holes using self-locking clamps.
- (2) 6 hole Filler Breather Installation that uses 6 x No 10 thread forming screws.
- (3) 3 hole filler breather utilises 3 x zinc and clear chromate plated steel screws.

##### Strainers:

Unique design diffuses oil flow into the reservoir.  
(1) Single length in polypropylene (95mm length)  
(2) 2-piece telescopic in polypropylene (195mm length max.)

##### Filtration element:

Expanded polyurethane foam, 10 micron Absolute.

##### Seals:

Nitrile.

##### Working temperature:

-30°C to +90°C.

##### Pressurised filler breathers:

Available in 3 pressure options to maintain a positive pressure in a reservoir.

##### Pressurisation options:

0.2, 0.35 and 0.7 bar crack pressure.

##### Pressurisation valve:

Nylon/Nitrile.

##### Dipstick:

Available for use with options 1 and 2. Dipsticks are available in 2 lengths and in packs of 10.

##### Dipstick material:

ABS.

##### Hi/Lo indicators:

Acetal. Adjustable Red/Green level indicators.

##### Dipstick lengths:

200mm and 400mm.

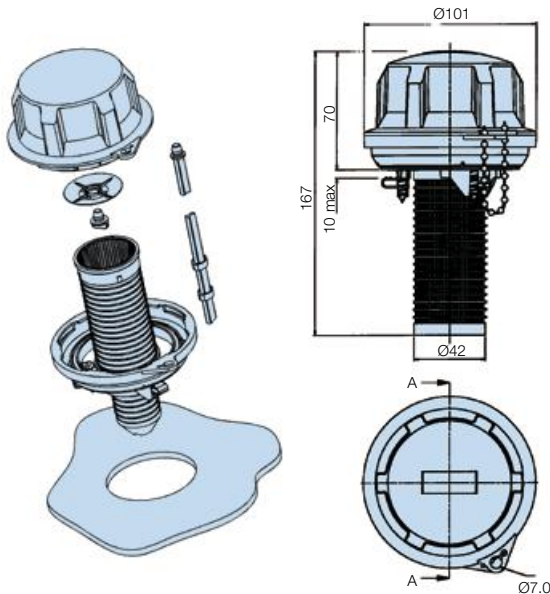
##### Breather weight:

0.2Kg.

##### Anti-splash feature:

The unique design anti-splash feature is standard on all options 1 and 2 and allows for a dipstick to be fitted if required.

### Option 1 Filler Breathers (Single Hole Installation)



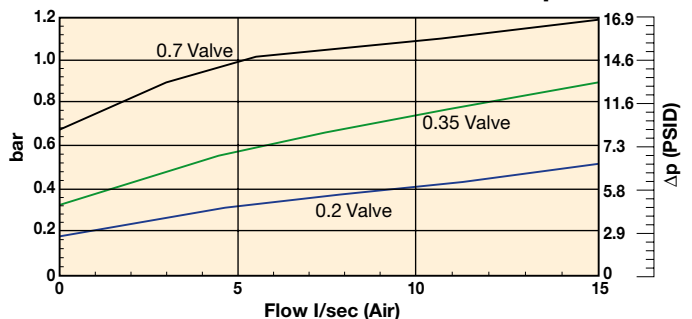
#### Option 1. Single Hole Filler Breathers – Pressurised

Part number	Supersedes	Description 10µ abs.
<b>AB98212011</b>	AB.98212011.UC	Pressurised 0.2bar with 95mm strainer
<b>AB98213011</b>	AB.98213011.UC	Pressurised 0.35bar with 95mm strainer
<b>AB98212001</b>	AB.98212001.UC	Pressurised 0.2bar without strainer
<b>AB98212021</b>	AB.98212021.UC	Pressurised 0.2bar with telescopic strainer
<b>AB98213001</b>	AB.98213001.UC	Pressurised 0.35bar without strainer
<b>AB98213021</b>	AB.98213021.UC	Pressurised 0.35bar with telescopic strainer
<b>AB98217001</b>	AB.98217001.UC	Pressurised 0.7bar without strainer
<b>AB98217011</b>	AB.98217011.UC	Pressurised 0.7bar with 95mm strainer
<b>AB98217021</b>	AB.98217021.UC	Pressurised 0.7bar with telescopic strainer

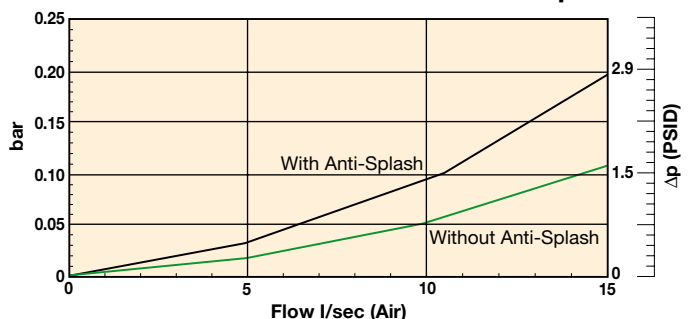
Note 1: Part numbers featured with bold highlighted codes will ensure a 'standard' product selection.

Note 2: Alternate displayed part number selection will require you to contact Parker Filtration for availability.

#### AB98XXX Pressurised Pressure Drop Curves



#### AB98XXX Non-Pressurised Pressure Drop Curves



#### Option 1. Single Hole Filler Breathers – Non-Pressurised

Part number	Supersedes	Description 10µ abs.
<b>AB98210011</b>	AB.98210011.UC	Filler breather with 95mm strainer
<b>AB98210021</b>	AB.98210021.UC	Filler breather with telescopic strainer
<b>AB98210001</b>	AB.98210001.UC	Filler breather without strainer

Note 1: Part numbers featured with bold highlighted codes will ensure a 'standard' product selection.

Note 2: Alternate displayed part number selection will require you to contact Parker Filtration for availability.

## Filler Breathers (6 Hole Installation)

### Option 2

#### Note 1. Un-pressurised 6 hole fixing:

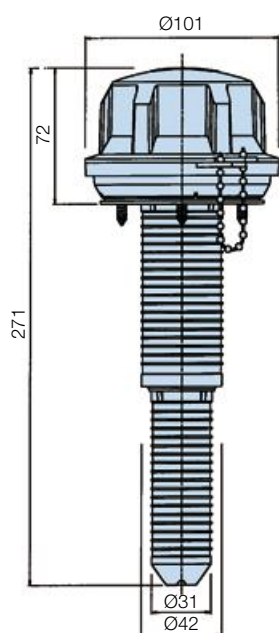
Form 6 off tank mounting holes between Ø4.0 and 4.4mm (dependent on the material and thickness – see guide below) equispaced on 70-73mm P.C.D. to suit supplied No.10 thread forming screws.

#### Note 2. Pressurised 6-hole fixing:

Form 6 off tank mounting holes between Ø4.0 and Ø4.4mm (dependent on the material and thickness – see guide below) equispaced on 73mm P.C.D. to suit supplied No.10 thread forming screws.

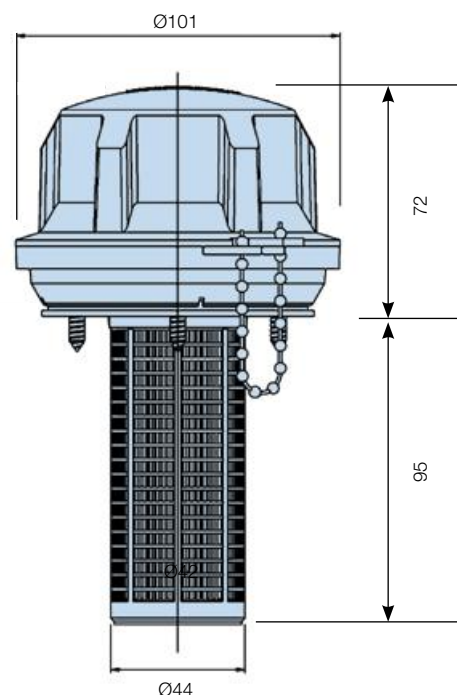
#### Note 3. Reservoir mounting guide

Sheet thickness mm	Hole size mm
1.2	4.0
2.0	4.10
3.15	4.30
4.0	4.30
5.0	4.40



#### Telescopic Strainer

The telescopic strainer design is ideal, where reservoir depth allows, to increase the surface area of the strainer, improving still further its straining ability, oil flow-through and allowing for longer dipstick lengths.



#### Option 2. 6 Hole Filler Breathers – Pressurised

Part number	Supersedes	Description 10µ abs
<b>AB98817011</b>	AB.98817011.UC	Pressurised 0.7bar with 95mm strainer
<b>AB98812001</b>	AB.98812001.UC	Pressurised 0.2bar without strainer
<b>AB98812011</b>	AB.98812011.UC	Pressurised 0.2bar with 95mm strainer
<b>AB98812021</b>	AB.98812021.UC	Pressurised 0.2bar with telescopic strainer
<b>AB98813001</b>	AB.98813001.UC	Pressurised 0.35bar without strainer
<b>AB98813011</b>	AB.98813011.UC	Pressurised 0.35bar with 95mm strainer
<b>AB98813021</b>	AB.98813021.UC	Pressurised 0.35bar with telescopic strainer
<b>AB98817001</b>	AB.98817001.UC	Pressurised 0.7bar without strainer
<b>AB98817021</b>	AB.98817021.UC	Pressurised 0.7bar with telescopic strainer

Note 1: Part numbers featured with bold highlighted codes will ensure a 'standard' product selection.

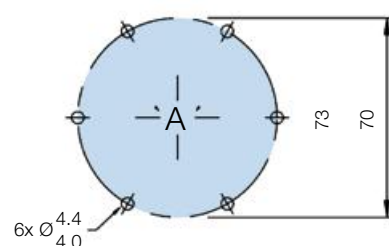
Note 2: Alternate displayed part number selection will require you to contact Parker Filtration for availability.

#### Option 2. 6 Hole Filler Breathers – Non-Pressurised

Part number	Supersedes	Description 10µ abs
<b>AB98810001</b>	AB.98810001.UC	Filler breather without strainer
<b>AB98810011</b>	AB.98810011.UC	Filler breather with 95mm strainer
<b>AB98810021</b>	AB.98810021.UC	Filler breather with telescopic strainer

Note 1: Part numbers featured with bold highlighted codes will ensure a 'standard' product selection.

Note 2: Alternate displayed part number selection will require you to contact Parker Filtration for availability.



# Filler Breathers

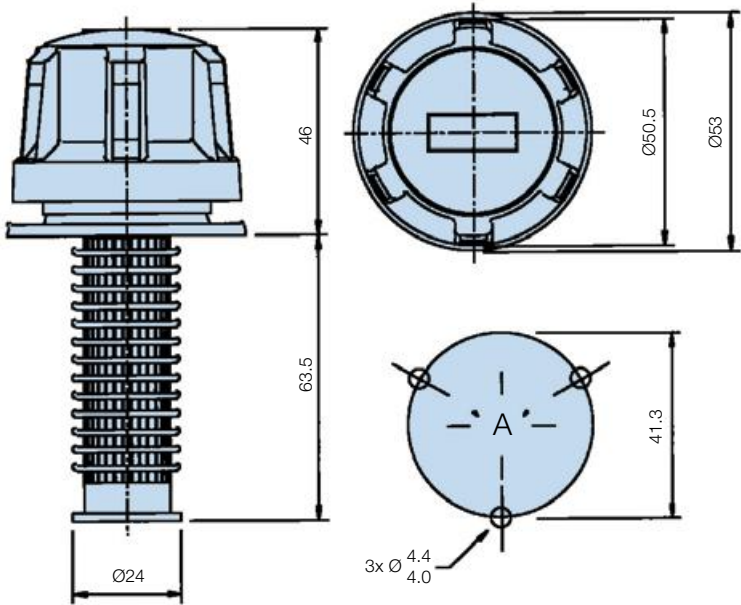
## Reservoir Equipment

### Option 3 Filler Breathers (3 Hole Installation)



#### New Options Fully Tested

As part of the design development programme for the new IP65 Filler Breathers, extensive performance and endurance testing was carried out to ensure durability and efficiency.



#### 3-hole Filler Breathers (6-hole available)

Part number	Description 10µ abs
<b>AB68110</b>	Filler breather without strainer
<b>AB68118</b>	Filler breather with 95mm strainer

Note 1: Part numbers featured with bold highlighted codes will ensure a 'standard' product selection.  
 Note 2: Alternate displayed part number selection will require you to contact Parker Filtration for availability.  
 Note 3: Not suitable for use with B.68206/207  
 Note 4: 6-hole AB.68910/AB.68918 option available.

Note: Form 3 off tank mounting holes between Ø4.0 and Ø4.4mm (dependent on the material and thickness – see chart for guide) equispaced on 41.3 P.C.D. to suit No. 10 thread forming screws supplied.

### Dipstick Options

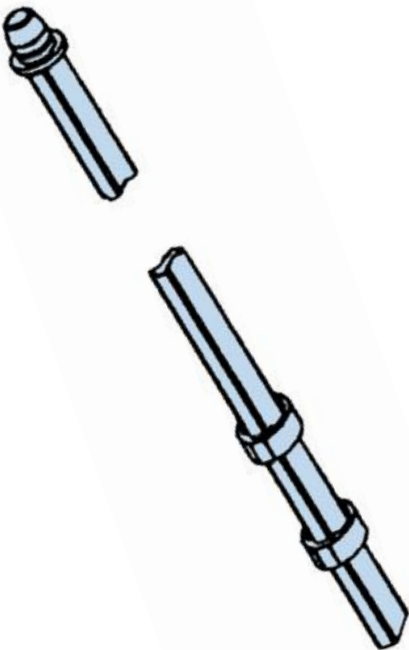
#### Dipstick Ordering

Part number	Supersedes	Description
<b>B68206</b>	DIP.206	10 x 200mm Dipsticks
<b>B68207</b>	DIP.207	10 x 400mm Dipsticks

Note 1: Part numbers featured with bold highlighted codes will ensure a 'standard' product selection.  
 Note 2: Alternate displayed part number selection will require you to contact Parker Filtration for availability.

#### Dipsticks

The dipstick, available in 2 lengths – 200mm and 400mm, can be cut to the required length or left as it is and the Hi/Lo indicators moved and positioned on the dipstick itself by squeezing the sides of the indicator and repositioning along the dipstick.





# Screw-On Type Air Breathers

## Reservoir Equipment

### Standard Screw-On Breathers - Specification



#### Option 1- G<sup>1</sup>/<sub>2</sub> and G<sup>3</sup>/<sub>4</sub> (Ø101)

##### Construction:

Moulded in non-corrodible glass-filled nylon combining strength with a lightweight design.

##### Option 1:

2 screw on type air breathers are available – G<sup>1</sup>/<sub>2</sub> or G<sup>3</sup>/<sub>4</sub> threaded base models.

##### Filtration element:

Expanded polyurethane foam, 10 micron absolute.

##### Seals:

Nitrile.

##### Working temperature:

-30°C to +90°C.

##### Pressurised air breathers:

Available in 3 pressure options to maintain a positive pressure in a reservoir.

##### Pressurisation options:

0.2, 0.35 and 0.7 bar crack pressure.

##### Pressurisation valve:

Nylon/Nitrile.

##### Dipstick:

Available for use with all options. Dipsticks are available in 2 lengths and in packs of 10.

##### Dipstick material:

ABS.

##### Hi/Lo indicators:

Acetal. Adjustable red/green level indicators.

##### Dipstick lengths:

200mm and 400mm.

##### Breather weight:

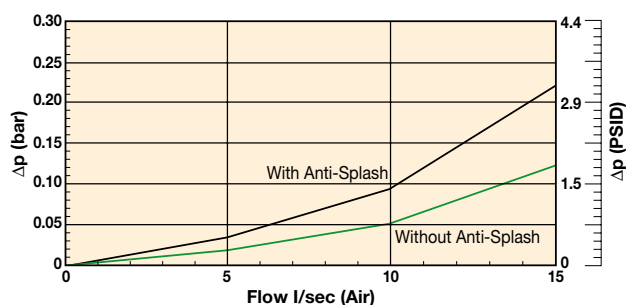
0.2Kg.

##### Anti-splash feature:

The unique design anti-splash feature is standard on option 1 and allows for a dipstick to be fitted if required.

### Pressure Drop Flow Curve

AB98XXX Screw-on Non-Pressurised Pressure Drop Curves



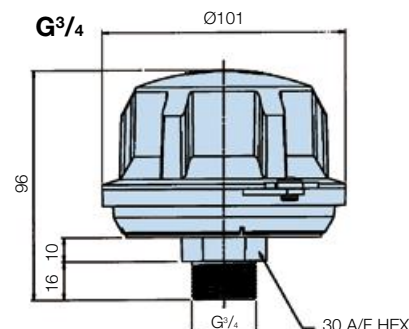
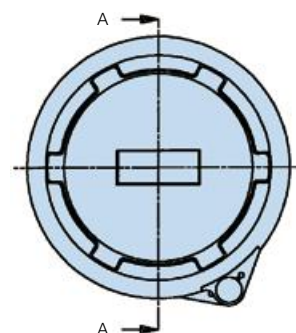
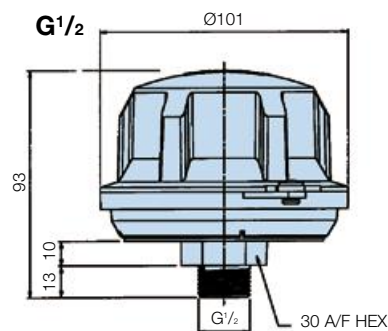
Note: For pressure drop information on the Option 1. Pressurised consult Parker Filtration.

#### Option 1 – G<sup>1</sup>/<sub>2</sub> or G<sup>3</sup>/<sub>4</sub>

Part number	Supersedes	Description 10μ nom Abs.
<b>AB98610101</b>	AB.98610101.UC	G <sup>1</sup> / <sub>2</sub> Un-pressurised
<b>AB98612101</b>	AB.98612101.UC	G <sup>1</sup> / <sub>2</sub> pressurised 0.2 bar
<b>AB98613101</b>	AB.98613101.UC	G <sup>1</sup> / <sub>2</sub> pressurised 0.35 bar
<b>AB98617101</b>	AB.98617101.UC	G <sup>1</sup> / <sub>2</sub> pressurised 0.7 bar
<b>AB98410101</b>	AB.98410101.UC	G <sup>3</sup> / <sub>4</sub> Un-pressurised
<b>AB98412101</b>	AB.98412101.UC	G <sup>3</sup> / <sub>4</sub> pressurised 0.2 bar
<b>AB98413101</b>	AB.98413101.UC	G <sup>3</sup> / <sub>4</sub> pressurised 0.35 bar
<b>AB98417101</b>	AB.98417101.UC	G <sup>3</sup> / <sub>4</sub> pressurised 0.7 bar

Note 1: Part numbers featured with bold highlighted codes will ensure a 'standard' product selection.

Note 2: Alternate displayed part number selection will require you to contact Parker Filtration for availability.



# Screw-On Type Air Breathers

## Reservoir Equipment

### Compact Screw-On Breathers - Specification

#### Option 2 – G<sup>1</sup>/<sub>4</sub>, G<sup>3</sup>/<sub>8</sub>, R<sup>1</sup>/<sub>2</sub> and R<sup>3</sup>/<sub>4</sub> (Ø40)

##### Construction:

G<sup>1</sup>/<sub>4</sub>, G<sup>3</sup>/<sub>8</sub>, R<sup>1</sup>/<sub>2</sub> and R<sup>3</sup>/<sub>4</sub> cap and base plate mouldings in nylon 66.

##### Element:

Expanded Polyurethane foam, 10 micron absolute.

##### Dipstick:

Available for use with R<sup>1</sup>/<sub>2</sub> and R<sup>3</sup>/<sub>4</sub>.

##### Dipstick material:

ABS.

##### Hi/Lo indicators:

Acetal adjustable red/green level indicators.

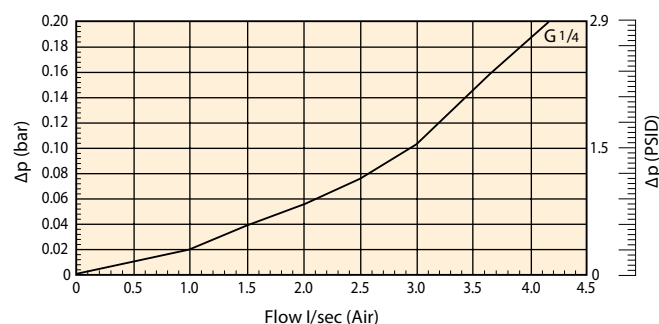
##### Dipstick lengths:

200mm and 400mm (packs of 10).

##### Breather weights:

0.028Kg

### Pressure Drop Flow Curve



Note: For pressure drop information on G<sup>3</sup>/<sub>8</sub>, R<sup>1</sup>/<sub>2</sub> and R<sup>3</sup>/<sub>4</sub>, consult Parker Filtration.

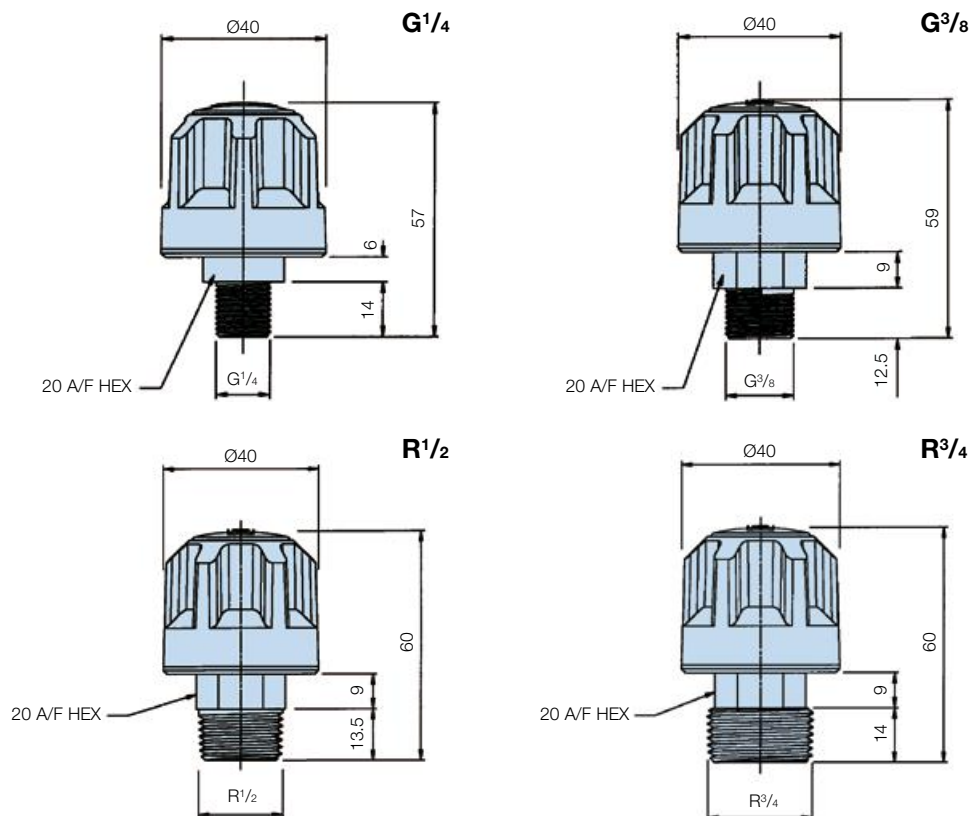
### Ordering Information

#### Option 2 – G<sup>1</sup>/<sub>4</sub>, G<sup>3</sup>/<sub>8</sub>, R<sup>1</sup>/<sub>2</sub> and R<sup>3</sup>/<sub>4</sub> (Packs of 10 only)

Part number	Supersedes	Description 10μ abs
<b>AB683101</b>	AB.683101.UC	G <sup>1</sup> / <sub>4</sub> Un-pressurised
<b>AB68X101</b>	AB.68X101.UC	G <sup>3</sup> / <sub>8</sub> Un-pressurised
<b>AB68Y101</b>	AB.68Y101.UC	R <sup>1</sup> / <sub>2</sub> Un-pressurised
<b>AB68Z101</b>	AB.68Z101.UC	R <sup>3</sup> / <sub>4</sub> Un-pressurised

Note 1: Part numbers featured with bold highlighted codes will ensure a 'standard' product selection.

Note 2: Alternate displayed part number selection will require you to contact Parker Filtration for availability.



## Screw-On Type Air Breathers - Specification

### Option 3 – G<sup>3</sup>/<sub>8</sub>, G<sup>1</sup>/<sub>2</sub> and G<sup>3</sup>/<sub>4</sub> (Ø70)

#### Construction:

Mouldings in glass-filled nylon and glass coupled polypropylene.

#### Element:

Expanded Polyurethane foam, 10 micron absolute.

#### Seals:

Nitrile.

#### Pressurised air breathers:

Available G<sup>3</sup>/<sub>8</sub>, G<sup>1</sup>/<sub>2</sub> and G<sup>3</sup>/<sub>4</sub>,  
3 pressure options to maintain a positive pressure in a reservoir.

#### Pressurisation options:

0.2, 0.35 and 0.7 bar crack pressure.

#### Pressurisation valve:

Nylon.

#### Dipstick:

Available for use with G<sup>3</sup>/<sub>8</sub>, G<sup>1</sup>/<sub>2</sub> and G<sup>3</sup>/<sub>4</sub>.

#### Dipstick material:

Mini-series in brass.

#### Hi/Lo indicators:

Acetal adjustable red/green level indicators.

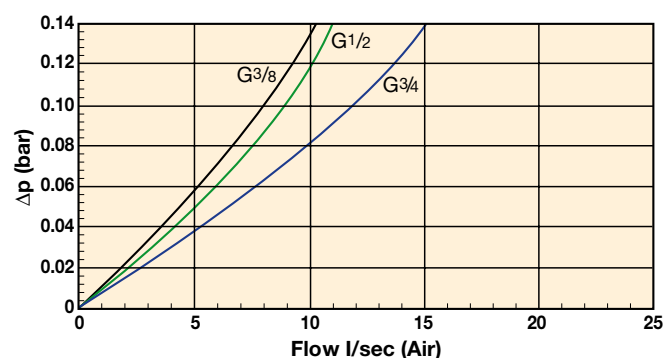
#### Dipstick lengths:

200mm and 400mm (packs of 10).

#### Breather weights:

0.075Kg, Mini-series – 0.019Kg.

### Pressure Drop Flow Curve



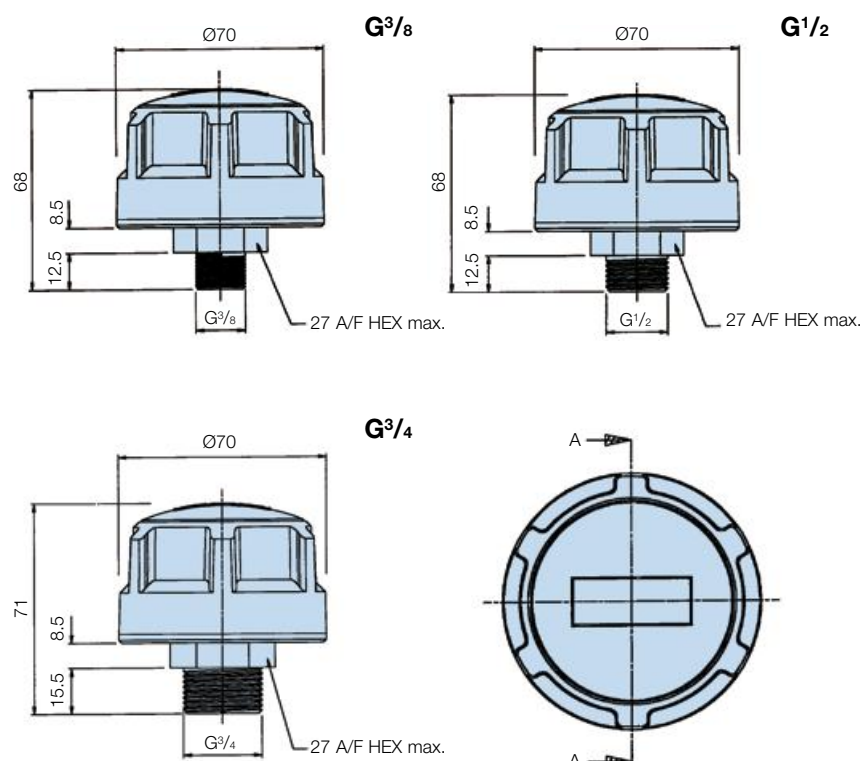
### Ordering Information

#### Option 3 – G<sup>3</sup>/<sub>8</sub>, G<sup>1</sup>/<sub>2</sub> and G<sup>3</sup>/<sub>4</sub>

Part number	Supersedes	Description 10μ abs
<b>AB685101</b>	SAB.5101	G <sup>3</sup> / <sub>8</sub> Un-pressurised
<b>AB687101</b>	SAB.7101	G <sup>1</sup> / <sub>2</sub> Un-pressurised
<b>AB686101</b>	SAB.6101	G <sup>3</sup> / <sub>4</sub> Un-pressurised

Note 1: Part numbers featured with bold highlighted codes will ensure a 'standard' product selection.

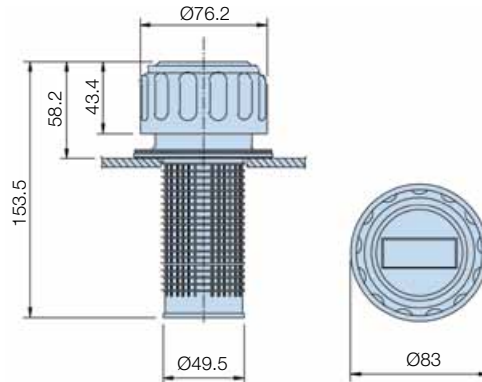
Note 2: Alternate displayed part number selection will require you to contact Parker Filtration for availability.



# Filler Breathers (Metal)

## Reservoir Equipment

### Metal Airbreather/Filler breather Specification



Note: Dimensions relate to 1163 and 1730 options.  
Note: Max. operating temperature = +90°C.

#### Locking lug option (5561)

For added security, certain Parker Filtration Metal Filler Breather Filters can be specified with a locking lug option.



### Ordering Information

#### Standard products table

Part number	Supersedes	Replacement cap	Supersedes	Displacement l/min	Crack pressure	Micron rating	Air flow m³/min	Thread	Weight
<b>Threaded airbreather (unpressurised)</b>									
<b>SAB156210</b>	SAB.1562.10	N/A	N/A	430	N/A	10µ abs	0.45	G <sup>1</sup> / <sub>4</sub>	0.20kg
<b>SAB156310</b>	SAB.1563.10	N/A	N/A	135	N/A	10µ abs	0.15	G <sup>1</sup> / <sub>4</sub>	0.06kg
<b>Filler breather - filter flange type (unpressurised)</b>									
<b>AB116310</b>	AB.1163.10	CAP.116310	CAP.1163.10	430	N/A	10µ abs	0.45	N/A	0.24kg
<b>AB138010</b>	AB.1380.10	CAP.138010	CAP.1380.10	135	N/A	10µ abs	0.15	N/A	0.08kg
<b>5561</b>	N/A	N/A	N/A	430	N/A	10µ abs	0.45	N/A	0.24kg
<b>Filler breather - filter flange type (pressurised)</b>									
<b>PAB1730105</b>	PAB.1730.10.5	CAP.1730105	CAP.1730.10.5	430	0.35 bar	10µ abs	0.45	N/A	0.27kg
<b>PAB17301010</b>	PAB.1730.10.10	CAP.17301010	CAP.1730.10.10	430	0.70 bar	10µ abs	0.45	N/A	0.27kg
<b>Air breather - threaded type (pressurised)</b>									
<b>SPA1731105</b>	SPA.1731.10.5	N/A	N/A	430	0.35 bar	10µ abs	0.45	G <sup>3</sup> / <sub>4</sub>	0.20kg
<b>SPA17311010</b>	SPA.1731.10.10	N/A	N/A	430	0.70 bar	10µ abs	0.45	G <sup>3</sup> / <sub>4</sub>	0.20kg

Note 1: Part numbers featured with bold highlighted codes will ensure a 'standard' product selection.

Note 2: Alternate displayed part number selection will require you to contact Parker Filtration for availability.



## 1731 - (Pressurised) - 1562 (Un-pressurised) - Threaded type

**Displacement:**  
430 l/min.

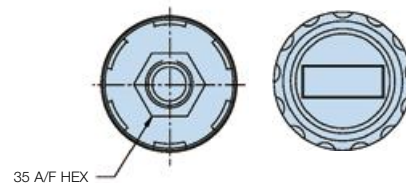
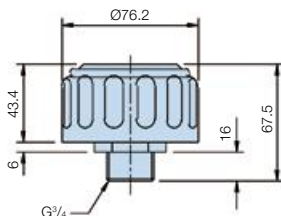
**Micron rating:**  
10µ abs

**Air flow:**  
0.45m³/min.

**Weight:**  
0.2 Kg.

**Thread:**  
G<sup>3</sup>/<sub>4</sub>.

**Valve crack-pressure 1731:**  
0.35 and  
0.7 bar.



## 1563 - Threaded type (Un-pressurised)

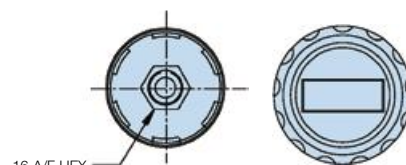
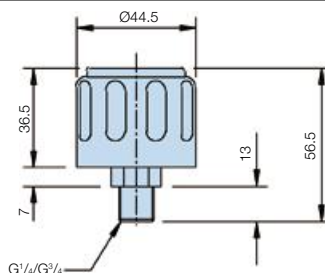
**Displacement:**  
1562 = 430 l/min.  
1563 = 135 l/min.

**Micron rating:**  
10µ abs

**Air flow:**  
1562 = 0.45m³/min.  
1563 = 0.15m³/min.

**Weight:**  
1562 = 0.20 Kg.  
1563 = 0.06 Kg.

**Thread:**  
1562 = G<sup>3</sup>/<sub>4</sub>.  
1563 = G<sup>1</sup>/<sub>4</sub>.



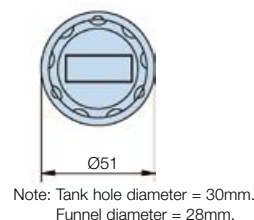
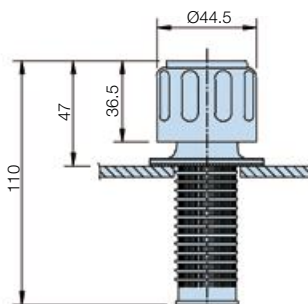
## 1380 - Filter flange type

**Displacement:**  
135 l/min.

**Micron rating:**  
10µ abs

**Air flow:**  
0.15m³/min.

**Weight:**  
0.08 Kg.



### Tank installation notes

#### 1. Un-pressurised 6 hole fixing (Type 1163)

Form off tank mounting holes between Ø4.0 and Ø4.4 (dependant on the material and thickness, consult Parker Filtration) equispaced on 70.0-73.0 P.C.D. to suit  
No. 10 thread forming screws supplied.

#### 2. Pressurised 6 hole fixing (Type 1730)

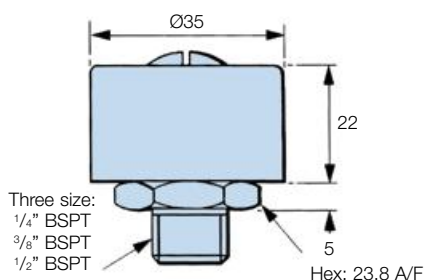
Form 6 off mounting holes between Ø4.0 and Ø4.4 equispaced on 73.0 P.C.D. to suit  
No. 10 thread forming screws supplied.

#### 3. Un-pressurised 3 hole fixing (Type 1380)

Form 3 off tank mounting holes between Ø5.25 – 5.35 mm equispaced on 41.3 P.C.D. to suit  
No. 10 thread forming screws supplied.

## Breather Units

### Small Breather Specification



## Ordering Information

Part number	Supersedes	Description
H00279001	H00279-001	Small breather 1/4 BSPT thread
H00279002	H00279-002	Small breather 3/8 BSPT thread
H00279003	H00279-003	Small breather 1/2 BSPT thread

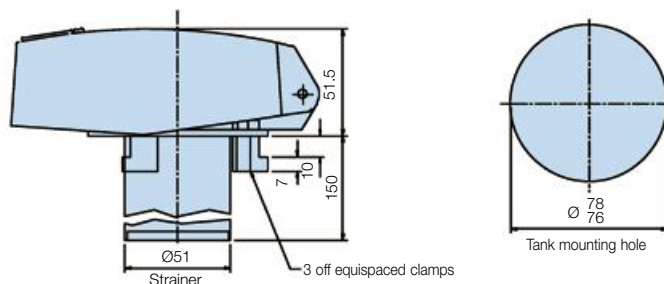
# Lockable Filler Breather

## Reservoir Equipment

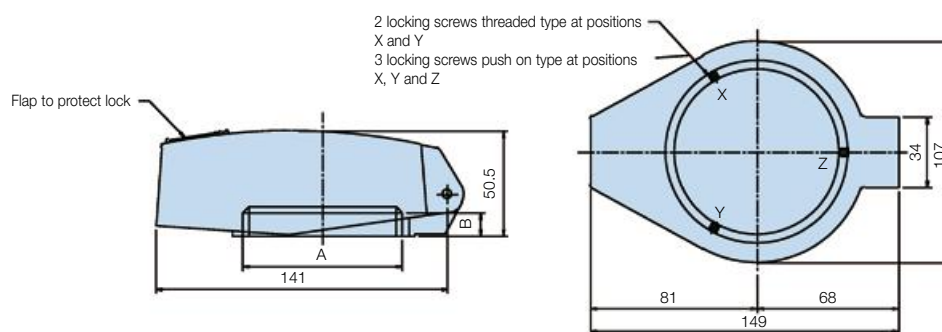
### Installation Details



#### Tank Mounting

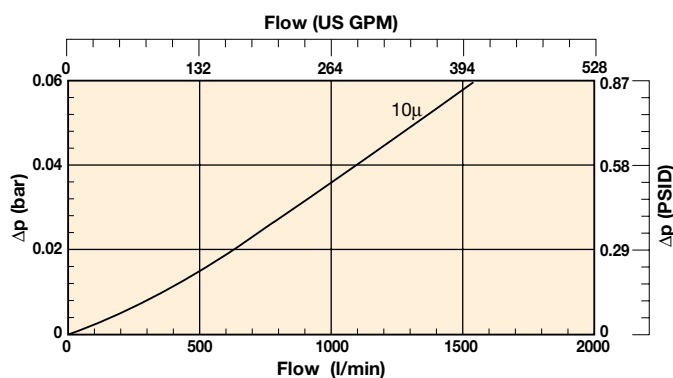


#### Stand Pipe Mounting



### Lockable Filler Breather Selection

#### Total assembly pressure drop flow curve – 10 $\mu$ elements



### Ordering Information

Part number	Description
<b>LFC622142</b>	Non-breathing (No element) Clamp mounting with strainer
<b>LFC622212</b>	10 $\mu$ nom element, G2 thread with strainer
<b>LFC622242</b>	10 $\mu$ nom element, clamp mounting with strainer
<b>LFC622432</b>	10 $\mu$ nom vented (air in) push on mounting with strainer
<b>LFC622122</b>	Non-breathing (No element) 2 $\frac{1}{2}$ " BSP thread with strainer
<b>LFC622222</b>	10 $\mu$ nom element, G2 $\frac{1}{2}$ thread with strainer
<b>LFC622411</b>	10 $\mu$ nom vented (air in) G2 thread without strainer

Note 1: Part numbers featured with bold highlighted codes will ensure a 'standard' product selection.

Note 2: Alternate displayed part number selection will require you to contact Parker Filtration for availability.

